

*the***ultimate**<sup>®</sup>  
collection



---

Heritage Style ♦ High Security ♦ Energy Efficient  
PVC-u Windows & Doors

---



## Contents

Introduction	Pg 3
Ultimate Heritage Sash Options	Pg 4
Heritage Window Colour Palette	Pg 7
Window Security and Furniture	Pg 8
Ultimate Heritage with Rebated Sash	Pg 10
Ultimate Heritage with Flush Sash	Pg 15
Genus	Pg 23
Ultimate Heritage Door Collection	Pg 29
Heritage Door Colour Palette	Pg 30
Ultimate Heritage French Doors	Pg 33
Door Security and Furniture	Pg 34
Glazing Options	Pg 36
Door Style Selector	Pg 38

## The Alternative to Timber

As the name suggests, the Ultimate Heritage Collection is a range of elegant windows and doors that are packed with the characteristics and charm of period timber windows.

Less obvious perhaps is that every window and door shown throughout this brochure is manufactured, not with timber but using a specialist range of advanced PVC-u profiles. Indeed, the GENUS Flush Sash window is assembled using traditional joinery techniques.

Considerable care has been taken to capture the charm and elegance of timber, even down to the tactile woodgrain finish, but combine this with the advanced low maintenance qualities associated with modern day PVC-u products.

This versatile collection includes a number of options from the fundamental choice of sash style through to your choice of finish from the subtle colour palette. The result of this is a range that will suit a multitude of property styles and this will be evident as you browse through this brochure.



## Choice of three sash options

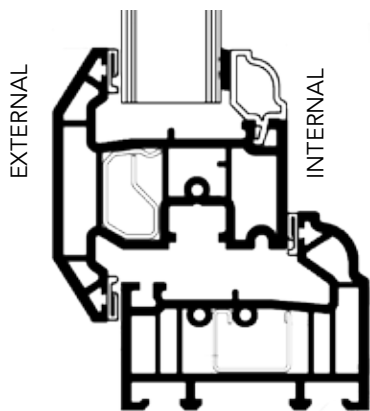
In order to cater for a diverse range of property styles, the Ultimate Heritage Collection offers you the choice of three sash options.

All three options utilise the same thermally efficient chambered outer frame and all provide a beautiful white woodgrain ovolo sculptured finish on the inside.

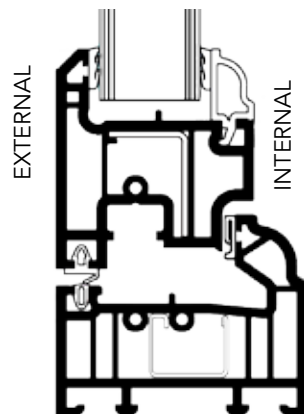
Equally, all options include dummy sashes on any fixed windows, providing a balanced appearance and equal sight lines between your chosen configuration of fixed and opening windows. All options are also available in the same Heritage range of colours and with the same optional finishing touches such as Georgian bar detailing and your choice of elegant furniture.

This however is where the similarities end and the clear distinction between the three sash options becomes apparent. Whilst the rebated sash lips over the outer frame giving a picture frame effect, the flush sash remains in line with the outer frame offering a slimmer appearance. You then have the option of GENUS, offering scribed and milled butt joints to the outer frame and sash for the truly authentic timber look.

Browsing through, you will find many photos to inspire you and help you to decide on the right choice for your home.



Ultimate Heritage with **Rebated Sash**



Ultimate Heritage with **Flush Sash**



### Ultimate Heritage with **Rebated Sash**

Showing bevelled putty lines externally offering the picture frame effect and an elegant White Woodgrain ovolo sculptured finish inside.



Welded joints on both outer frame and Rebated Sash



### Ultimate Heritage with **Flush Sash**

Showing optional bevelled putty line Georgian Bars. The Flush Sash remains in line with the outer frame externally. White Woodgrain ovolo sculptured finish inside.



Welded joints on both outer frame and Flush Sash



### Ultimate Heritage with **Flush Sash and GENUS Joinery**

Engineered using traditional joinery techniques with scribed and milled butt joints providing the ultimate timber effect window. White Woodgrain sculptured finish inside.



Scribed and milled butt joints on both outer frame and Flush Sash









# The Heritage Colour Palette

In previous years it was a given that new windows would always be replaced with like-for-like, which in most cases meant white PVC-u.


But in recent years there has been a colour revolution and whilst white PVC-u is still going strong, today there is a myriad of other options available from dark anthracite greys, through to beautiful and elegant creams, all the way through to soft greys and greens.












Regardless of your property style and age the Ultimate Heritage Collection allows you to make a statement with colour on the outside but still maintain a fresh but subtle white woodgrain finish on the inside. French Grey or Agate Grey might work to enhance your property from the outside, but white is incredibly versatile as an interior colour and works well with just about any colour scheme, which will inevitably change over time.

Consider the character of your property – some properties in the UK will be bound by listed building rules that prohibit certain decisions around a property's exterior appearance – while this is unlikely to be the case in many instances, it's always wise to consider the age and style of your property before you make your final decision.

There are many properties in the UK that would really benefit from the use of these alternative shades to enhance their period features – so don't be afraid to explore this option.

Likewise, if your mid-50s semi is crying out for a style statement, you might want to consider a smooth anthracite grey – against a traditional British brick, the grey is incredibly pleasing on the eye and can deliver an instant wow to any property.



 <b>White Woodgrain</b> (Both sides)	 <b>Ice Cream Woodgrain</b> (White Woodgrain Inside)	 <b>Ivory Woodgrain</b> (White Woodgrain Inside)
 <b>Agate Grey Woodgrain</b> (White Woodgrain Inside)	 <b>French Grey Woodgrain</b> (White Woodgrain Inside)	 <b>Balmoral Woodgrain</b> (White Woodgrain Inside)
 <b>Anthracite Grey Woodgrain</b> (White Woodgrain Inside)	 <b>Black Woodgrain</b> (White Woodgrain Inside)	 <b>Smooth White</b> (Both sides)
 <b>Rosewood</b> (Both sides or with White Woodgrain Inside)	 <b>Cherrywood</b> (Both sides or with Smooth White inside)	

Due to possible variations in the printing process, please refer to physical colour swatches for an accurate representation of the above colours.



## Security

The very latest security features have been engineered to fit all styles of Ultimate Heritage Windows, to ensure your safety and security is never compromised.

With the simple turn of a handle, every window is secured by a multi-point locking system, securing points on all four sides of the opening sash, giving you complete reassurance and peace of mind.

For your safety, easy clean/fire escape hinges are fitted as standard to all side-opening windows. These will open fully to give you an alternative means of fire escape (dependent on window size) and can slide towards the centre to allow easy external cleaning.

Turn the slot-bolts located on the top and bottom hinges 90° and simply slide the window across for easy external cleaning. The window will automatically realign upon closing.

The unique dual purpose key can be used to lock your window handle and to operate the hinge slot-bolts as shown right.



BS 7412  
KM 36014



BS 7412/PAS24  
KM 36015





Simple Key release for easy clean mode



Ultimate Heritage windows offer you a choice of three handle designs; Push Button Locking Handles, Tear Drop Handles or Monkey Tail Handles. All three designs are available in multiple finish options so you are able to choose the perfect handle to complement your window style and other existing interior furniture.



White



Black



Hardex Graphite



Hardex Gold



Hardex Chrome



Hardex Satin



Hardex Bronze



Antique Black



Hardex Chrome Teardrop Handle



Hardex Gold Teardrop Handle



Hardex Graphite Teardrop Handle



Antique Black Teardrop Handle



Hardex Chrome Monkey Tail Handle



Hardex Gold Monkey Tail Handle




Hardex Graphite Monkey Tail Handle



Antique Black Monkey Tail Handle





A lovely example of Ultimate Heritage windows with the rebated sash option installed in a Lincolnshire property.

The home owners chose Agate Grey which looks spectacular alongside the stone and roof tile colours.

## Ultimate Heritage with **Rebated Sash**



The Ultimate Heritage Collection is designed to offer an innovative, low maintenance yet high performance alternative to traditional timber joinery.

A crucial design aspect that helps to create the timber look is the use of 'dummy sashes' where no opening window is required.

An example of this is pictured below where the two outer sashes are designed to open out but the middle sash does not. A 'dummy sash' is used in the middle to give the impression of an opening sash and consequently keep the appearance identical to the two outer opening sashes.

The use of 'dummy sashes' is standard across the Ultimate Heritage Collection and ensures a balanced design with equal sight lines throughout.







Here we see another great illustration of Ultimate Heritage 'dummy sashes' from both outside and inside perspective. As you can see by the positioning of the ornate Monkey Tail handles, the two outer sashes are both opening windows with the centre sash fixed.

This installation also shows how Ultimate Heritage Windows provide a subtle splash of colour outside (in this case Agate Grey) but always maintaining a neutral fresh White Woodgrain finish on the inside.











For a cottage style appearance, the Ultimate Heritage Rebated window, finished in one of the available subtle woodgrain colours such as Ice Cream or French Grey will add charm and character to a property.



Optional Georgian Bars will enhance the character further and provide a strong sense of period identity, particularly important if you are replacing 'like for like' and trying to emulate the traditional timber joinery that you are replacing.





# Ultimate Heritage with **Flush Sash**





Close up showing the subtle exterior Ice Cream Woodgrain finish as well as the clean bevelled lines and how the sash sits perfectly flush within the window frame.



Neutral and fresh White Woodgrain internal finish, showing the ornate sculptured detail around the frame and Georgian bar layout.



Elegant external putty line Georgian bars to add character and complement the style of the property as well as those surrounding it.

## Elegance and simplicity with the Ultimate Heritage Flush Sash

Here we have a beautiful example of Ultimate Heritage Flush windows, installed in a four bedroom detached property in a Nottinghamshire conservation village.

The property is less than 20 years old but has been designed to be in keeping with the style of the sixteenth century manor house in whose original driveway the house has been built.

The owners knew they needed to replace the original windows and wanted to give their house the wow factor but were also mindful of the need to be sympathetic to the style of the older properties surrounding them in the village. That's when they started looking at woodgrain effects and were introduced to the Ultimate Heritage Collection.

They opted for a flush casement style in Ice Cream woodgrain on the outside face to create the impression of wooden windows. As with all Ultimate Heritage woodgrain windows, the inside face is kept to a neutral White Woodgrain finish for a bright and spacious feel and to complement neutral décor.

To the front, the owners chose to have two horizontal Georgian bars to add character to the property and to reflect the traditional styles of many of the houses in the village. To the rear they wanted an uninterrupted view of the garden, so decided not to have Georgian bars on those windows.









## Versatility

Because of the varied colour palette and range of design options, Ultimate Heritage Flush windows are equally well placed in a period country cottage to a modern housing development.







## Equal Sightlines

With its symmetrical frontage, this property perfectly highlights the aesthetic benefit of using dummy sashes in non-opening windows.

By using dummy sashes, all of the windows share the same appearance as the opening sashes, therefore creating symmetry and continuous lines throughout that we refer to as equal sightlines.

Elegant handles complete the simple but stylish look.







Two great examples here of how Ultimate Heritage Flush windows can either completely transform and modernise a property or conversely be used to recreate period timber windows in a more durable, energy efficient and lower maintenance material.





This beautiful property is located in the heart of an idyllic National Park. The owners chose to replace their previous timber windows with Rosewood Flush Sash windows, also with the added benefit of triple glazing, vastly improving the windows energy efficiency.





## Benefits far beyond aesthetics

On many properties, windows can make up a vast proportion of the surface area. It's only natural therefore they can have a big impact on the level of maintenance required over time.

As a purpose designed PVC-u alternative to timber, the Ultimate Heritage Collection has been engineered to provide the aesthetics of timber but with the thermal performance, security and durability offered by the latest PVC-u windows and doors.




The above two photos show Ultimate Heritage flush windows in both vertical and horizontal opening styles, both with dummy sashes in the fixed windows to maintain balanced sightlines.



For the ultimate timber look window, you have the option of choosing the Heritage flush sash complete with Genus joinery. These windows look, feel and are made just like their timber counterparts.

Scribed and milled butt joints to both the inside and outside of the outer frame and sash make it difficult to distinguish these from timber windows.





















Genus Flush Sash in Cream, installed in a conservation area in the North Yorkshire Moors National Park





# Ultimate Heritage Doors

The Ultimate Heritage Door Collection includes a range of 25 versatile PVC-u door styles, thoughtfully designed to emulate the aesthetic character of timber doors but with the added security benefits and low maintenance qualities that modern day living demands.

You have the choice from a range of 11 standard finish options or alternatively Heritage Doors can be spray painted to any RAL colour of your choice.

The diverse range of available door styles from classic to contemporary combined with the broad colour palette available makes it easy for you to create the perfect entrance to your home.

## Optional 175mm Deep Feature Midrail

A number of styles in the Ultimate Heritage collection have been designed to closely emulate traditional timber doors and are therefore suited to include the 175mm Featured Midrail option.

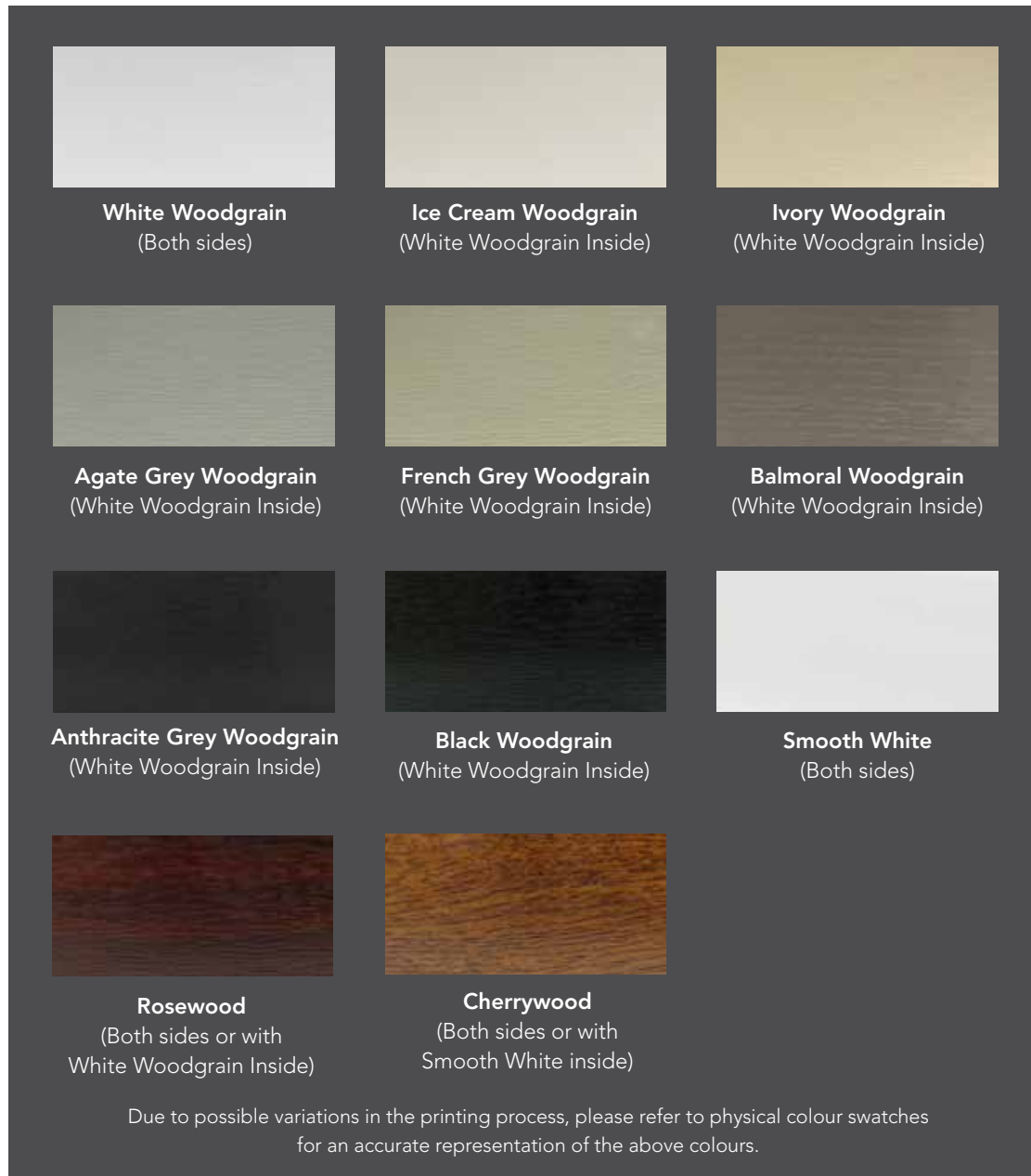
Deeper in proportion, this option is more in keeping with the appearance of typical timber door designs.



The Lavenham  
Including 175mm Feature Midrail



# Choose from a selection of Heritage door finish options...



...or have your door spray painted in any colour of your choice

If you would like a colour that is not within our range of woodgrain foils, we can arrange to have your door spray painted in the colour of your choice.



Specialist coatings combined with proven application methods, provide a finish that is tough, durable and protected against all weather conditions.







Sudbury Style in Agate Grey



Lavenham Style in French Grey





Hadleigh Style in Balmoral



Ixworth Style in Balmoral





## French Doors


If you have selected a colour from our heritage range for your windows or perhaps your front or back door, it is quite possible you will want to match these with a set of French doors.

The Ultimate Heritage collection makes it easy for you to do this with the same available finish options on French doors as there are for windows and entrance doors.


Georgian bars can also be added to French doors in order to follow the design through when Georgian bars are featured in other windows and doors throughout the property.



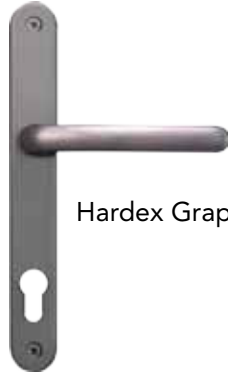
Door Handle Options



White



Black



Hardex Graphite



Hardex Gold



Hardex Chrome



Hardex Satin




Hardex Bronze



Antique Black



Antique Black  
Swan Neck  
(available in all  
finish options)



Pad Handle  
(available in all  
finish options)



Victorian and Slim Victorian  
Urn Knockers  
(available in all finish options)



Escutcheon  
Finger Pull  
(available in all  
finish options)

Letter Box Options



White



Black



Hardex Graphite



Hardex Gold



Hardex Chrome



Hardex Satin



Hardex Bronze



Antique Black



## Bull Ring Knockers

Great design is all about the detail. Our specialist range of Bull Ring Knockers will provide the finishing touches and all important kerb appeal.

This functional yet aesthetically pleasing knocker is available in the same finish options as the door handles and letter boxes shown overleaf.



White



Black



Hardex Graphite



Hardex Gold



Hardex Chrome



Hardex Satin



Hardex Bronze



Antique Black

## Ornate Door Knobs

This elegant range is available in both Polished Chrome and Polished Brass.

(Please note:- These options are not a match for Hardex Chrome and Hardex Gold)



Umbrella Knob  
Polished Chrome



Dome Knob  
Polished Brass

## Door Security

For your security, Ultimate Heritage doors are fitted with a robust **12/14 point multi-lock** as detailed below.

To prevent cylinder manipulation, They are fitted with a high security cylinder and for your convenience all doors are supplied with 3 keys as standard.

### Ultimate 12/14 Point Lock

2 x top and bottom shoot bolts.

3 x outer/inner facing hook locks.

2 x dead locks.

1 x centre locking latch.

4/6 x roller cams  
(dependent on door height).

Plus 2 x Optional Anti-jimmy Hinge Bolts

### Townhouse Lock Option

As an alternative to the standard locking system, you may want to consider our townhouse lock option.

The townhouse lock is completed with a traditional escutcheon finger pull, available in White, Black, Hardex Chrome, Hardex Gold, Hardex Bronze, Hardex Graphite (shown right) and Antique Black.

This option also includes the high security cylinder as detailed above.



Shoot Bolts



Hook & Dead Locks



Compression Rollers Cams



Anti-jimmy Hinge Bolts  
(Optional)



Escutcheon Finger Pull



# Glazing

Often entrance door design is dictated by the need for extra light, or the desire to retain the original period design.

Our door range not only gives you a terrific choice of colours and designs but the flexibility of our glazing options allow you to either 'go create' a new look or stay classic and authentic.

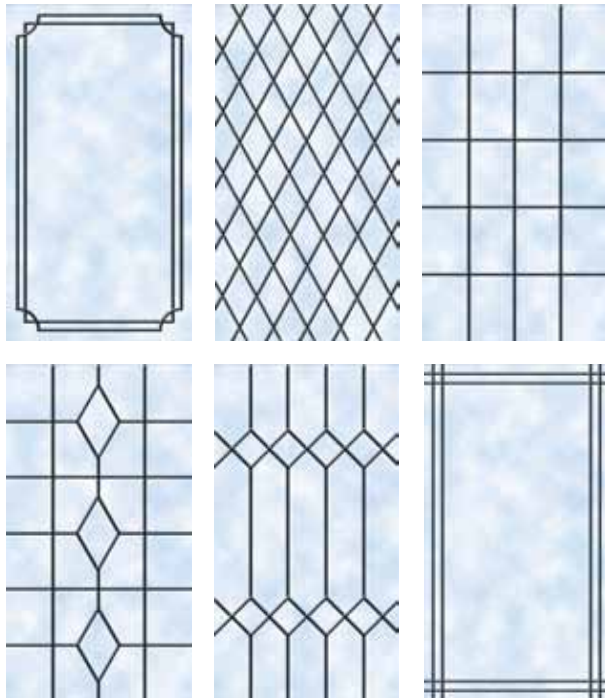
The options are simply vast and include plain glass, obscured, coloured, etched glass, leaded and bevelled designs. All of these include a multitude of variations so you are sure to find something to suit the style of your door and property.



SD3G bevelled glass and lead combination



SD14G elegant clean lines achieved with an etched glass design




Lead patterns can really help to accentuate period features.


## Georgian Bar Design

Our authentic Georgian Bar design will instantly create the period look.

Because the bars are fixed to full length aluminium backing strips, there is no risk of the bars warping or bending.



Putty line Georgian Bar



Sculptured Georgian Bar



# Decorative Glazing

Coloured and bevelled glass designs can offer a traditional appearance, whilst more simplistic etched glass designs give a contemporary look.

The dimensions of these glass patterns can be adapted to suit the style of your chosen door with half, dual, and full height glazed panels.

You may wish to personalise your home further by having your house number etched or bevelled within the design.



SD1G



SD2G



SD3G



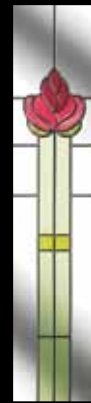
SD4G



SD5G



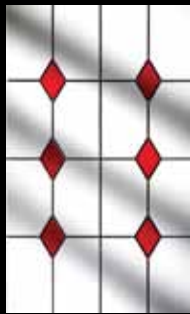
SD6G




SD7G



Full Height Glazed Panels



Half Glazed Panels



Dual/Quarter Glazed Panels



Etched house name or number



SD8G



SD9G



SD10G



SD11G



SD12G



SD13G Fully Etched

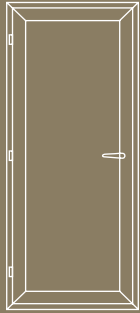


SD14G Etched with clear border

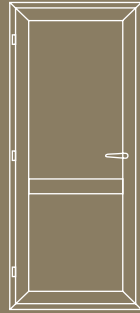
The above designs are for guidance only, please speak to your consultant for advice on the full range of options.



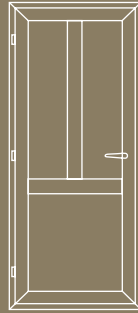
# Style Selector



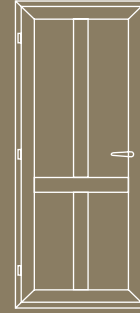
Yeldham



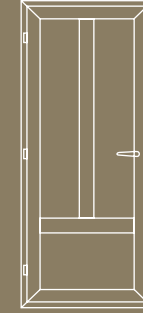
Cornard




Melford



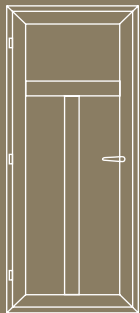
Sudbury



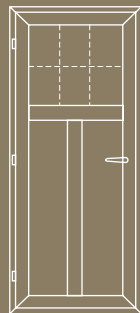
Newton



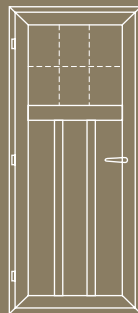
Nayland



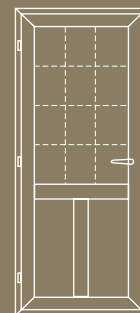
Kersey



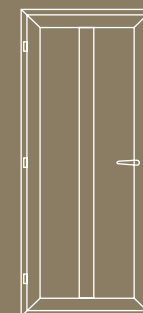
Ixworth



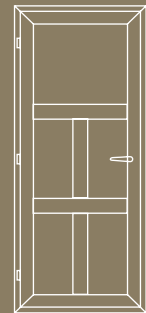
Ixworth 2



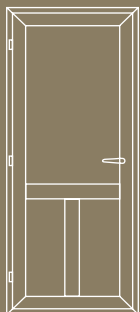
Boxford



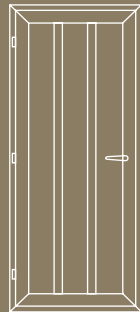
Belchamp



Stour




Pebmarsh



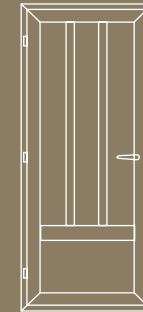
Hedingham



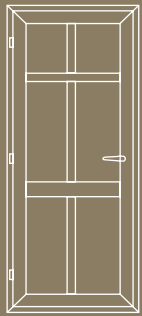
Gosfield



Assington



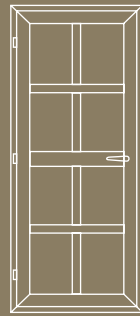
Depden




Lavenham



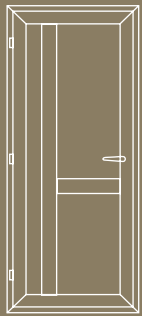
Hartest



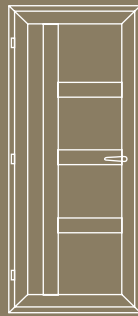
Cavendish



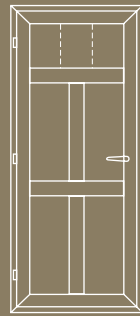
Bures



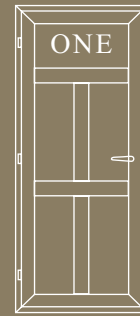
Colne



Brett



Polstead



Hadleigh

The designs shown in the style selector are there to guide you and demonstrate the versatile range of options available.

Alternatively, you may choose to sit down with your consultant and create a bespoke design that is unique to you and your property.



Bespoke Design





Heritage Style ♦ High Security ♦ Energy Efficient  
PVC-u Windows & Doors