

DUTEMÄNN

exceeds expectations



GLIDE-S DOOR

The ultimate slimline aluminium sliding door with cutting edge design.

KEY FEATURES

- Pocket Glide
- Corner Glide
- Mono Track
- Double Track
- Bead Glazed
- 28mm Low Threshold
- Up to 400Kgs per Sash



INTRODUCING THE GLIDE-S SLIDING DOOR



Discover the Dutemänn Glide-S, the sliding door that won't compromise on energy efficiency or design.

The **Dutemänn Glide-S** is representative of cutting-edge beauty and design. Our robust frame is supported by an ultra-slim profile, which is accented by artfully fashioned handles, providing unobstructed views.

Every **Dutemänn Glide-S** exceeds the highest expectations, marrying quality design with energy efficiency. Our offer of fully weathered thresholds and a choice of glazing options allows us to provide the highest level of thermal efficiency.



DUTEMÄNN
47MM
MULLION
SLIMLINE PROFILE




DUTEMÄNN
exceeds expectations


UTLRA SLIM SIGHTLINES 47MM MULLION FOR UNINTERRUPTED VIEWS

Ultra slim profiles featuring a **47mm mullion** and a fully weathered 28mm up stand threshold.

Our unique Glide-S sliding mechanism lifts the sash to deliver smooth effortless operation and performance of up to 400 kilos per panel. The reinforced frame allows for extended openings, maintaining superb unhindered views of wonderful vistas.

Capitalize on brightening and inspiring spaces with maximum glass areas spanning 6.7m wide by 3.2m in height in just two panels.





TRIPLE TRACK 94MM MULLION

The **Dutemänn Glide-S triple track** offers endless possibilities, as all panels are able to glide, allowing you to make full use of your internal/external spaces.

For large or small apertures, the Glide-S triple track offers a superb alternative to Dutemänn's bi-folding doors.

Our unique Glide-S sliding mechanism lifts the sash to deliver smooth, effortless operation and performance of up to 400 kilos per panel.

The reinforced frame allows for extended openings, maintaining superb unhindered views of wonderful vistas. Making the most of the natural light and creating inspiring living spaces.

DUTEMÄNN
exceeds expectations

INSIST ON THE BEST PERFORMANCE

The **Dutemänn Glide-S** redefines the expectations of patio doors by implementing industry-leading concepts as standard. Providing a 10-year guarantee, Dutemänn delivers to exacting ideals and limitless possibilities.

The harmonisation of slim slight-lines and our superb lift mechanism means the **Dutemänn Glide-S** provides architectural flexibility and design for any patio door installation.

Appealing for contemporary new build, high rise, or roof-top installations, and yet still suitable for traditional projects, the **Dutemänn Glide-S** can meet the needs of any design brief.



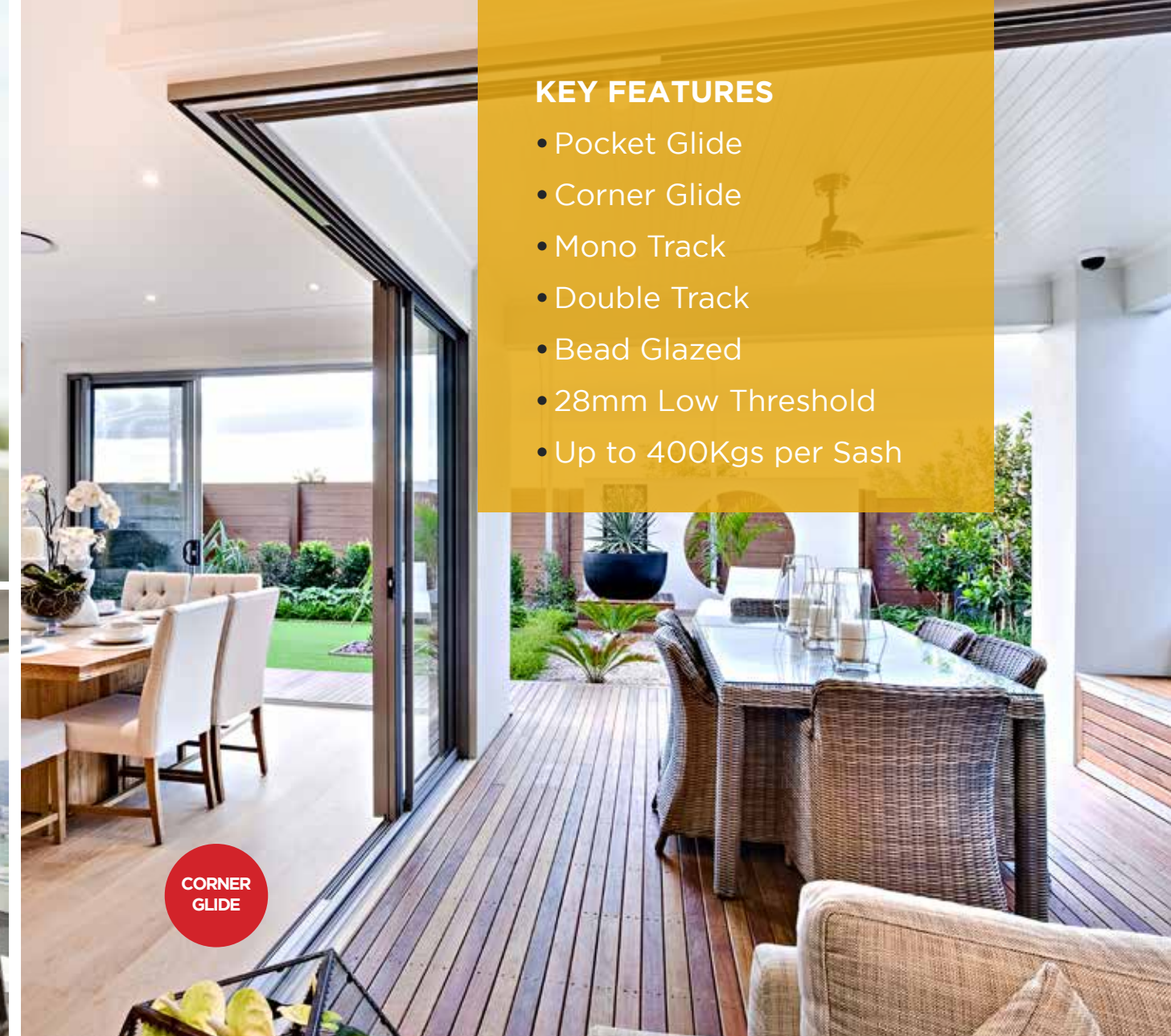
GLIDE AND HIDE POCKET SLIDING DOOR

The **Dutemänn Glide-S Pocket Sliding Door** is an aluminium glider that tucks away to create more space.

Designed to meet the need of a wide variety of markets including; residential, hotels, restaurants and other commercial applications.


Dutemänn Glide-S pocket offers all the features of the Glide-S range including our unique lift and glide mechanism with its 400 kilo per panel capability. However Glide-S pocket is very different, this fully weathered system can disappear into a pre-prepared cavity offering over 90% clear opening.

Glide-S pocket offers the architect a modern solution for every client either residential or commercial.



KEY FEATURES

- Pocket Glide
- Corner Glide
- Mono Track
- Double Track
- Bead Glazed
- 28mm Low Threshold
- Up to 400Kgs per Sash



SOPHISTICATED WATER EVACUATION SYSTEM



DUTEMÄNN
exceeds expectations

REINVENTING THE INLINE SLIDING DOOR

EFFORTLESS OPENING

Our unique Glide gearing system lifts sashes on the operation of the door handle to deliver effortless opening and closing of panels of up to 400 kilos per panel.

HUGE FLEXIBILITY

Exceptional structural integrity gives the system huge flexibility. Capable of spanning an aperture of 6.7m wide by 3.2m in height in just two panels, the system is ideal for spanning large spaces.

SECURITY

Multi-point locking and high security cylinders offered as standard. Track options deliver flexible opening and closing of sashes.



INSIST ON THE BEST THERMAL PERFORMANCE

The **Dutemänn Glide-S** utilises cutting-edge innovation in fenestration technology. The Glide's unique gearing allows the product the flexibility to span very large apertures without the need for multiple mullions, offering stunning, unhindered views. The Glide-S is a modern contemporary alternative to the bi-folding door.

THERMAL EFFICIENCY

Featuring a thermal breaking zone and cross-linked polyamide insulation, the Dutemänn Glide-S is capable of achieving U-value ratings as efficient as 1.3w/m2.k when fitted with triple-glazing.

WEATHERPROOF

Our industry-leading threshold drainage system and high-quality weather seals provide exceptional weatherproofing to meet the demands of your installation.

10 YEAR GUARANTEE

With a 10-year guarantee and manufactured to Dutemänn's exacting standards, the **Dutemänn Glide-S** raises the inline sliding patio door to new horizons

DUTEMÄNN
exceeds expectations

PREMIUM COLOUR FINISHES



Glide-S doors can be finished in a choice of over 200 RAL colours. The pre-anodised powder coat finish is applied to the aluminium extrusions in a controlled factory environment ensuring a high quality finish. For coastal locations and swimming pool areas the finish can be upgraded to Marine Grade (ask your installer for more details). Our colour range is available in subtle, natural matt finishes and a gloss white option.

TRACK OPTIONS

A Dutemänn Glide-S has it covered; offering mono, double, triple and pocket track options, allowing for various combinations of both fixed and opening sashes.

Two-Panel



Three-Panel



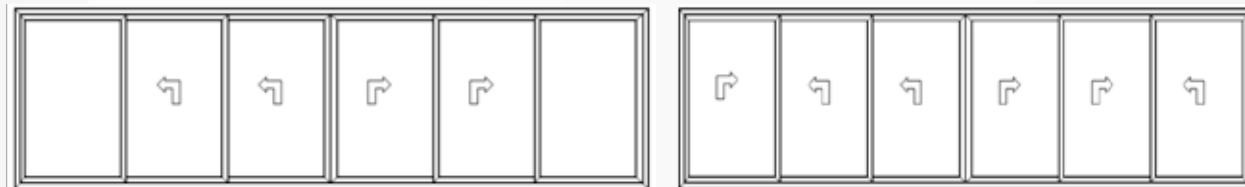
Four-Panel



Five-Panel



Six-Panel



EXCEPTIONAL FEATURES

- Ultra slim 47mm mullion
- Multi-point locking and high security cylinders offered as standard
- Perfect weather tightness
- Thermally efficient
- Low U values
- Low threshold incorporating concealed drainage
- Quiet operation
- 200 RAL colours
- Luxury hardware options
- Wide choice of track options
- 10-year guarantee



DUTEMÄNN

exceeds expectations



GLIDE-S DOOR

The ultimate slimline aluminium
sliding door with cutting edge

Dutemänn UK Limited
R3 Lower Road • Northfleet Industrial Estate • Northfleet • Kent DA11 9SN
T +44 (0)1322 771213 • E sales@dutemann.co.uk
www.dutemann.co.uk

08/19 GS-01 The content of this document, photographic reproduction and technical details remain the sole property of Dutemänn UK, all rights reserved. It cannot be reproduced, in whole or in part, without explicit permission. Terms and conditions of sale apply, a copy of which is available on request. Created by Karma Design www.karmadesignuk.com