



WARMroof

COLLECTION

Garden Rooms | Extensions | Conservatories | Extended Living Space

A **WARM**roof BY NAME & BY DESIGN.

The WARMroof system is the most configurable and structurally robust, insulated and tiled roof in the UK market. Whether you are looking to replace an existing conservatory roof only, refurbish an existing conservatory or build a brand new extension, our WARMroof technology underpins the design in each of our roofs to ensure they offer the very highest levels of thermal efficiency.

As homeowners, we all face the challenge of adding valuable living space to our homes and up until now we have had the choice of a conventional extension or a conservatory. But what about the combination of the two, giving you the best of both worlds?

This solid, tiled roof gives a robust extension feel, yet with the airy & light environment of a conservatory and with the option to add Velux roof lights or even a fixed 44mm triple glazed panel, you don't have to worry about losing light in your extended living space.





A TRUE SENSE OF **GRANDEUR** FROM THE INSIDE.

Thanks to WARMroof technology, your new living space will be far more energy efficient and soundproof than a typical conservatory, important when you want a room to entertain in or relax in all year round. With the addition of an internal pelmet detail, not only will your extended living space feel more homely, you will also have the option to add down-lighters, speakers or affix blind and curtains.

With the addition of bi-folding doors, you can help bring the outside in with a true sense of grandeur, helping to maximise your living space. If you are worried about losing light, don't be. The WARMroof now comes as a Hybrid option featuring a 44mm triple glazed panel which blends seamlessly with the rest of the roof. Plus, with a U value of 0.6, you can be confident that the thermal efficiency is not lost. **See page 12 for more information on the Hybrid option.**



FROM THE OUTSIDE, A LUXURIOUS EXTENSION TO THE HOME.

From the outside, not many solid roofs are as aesthetically pleasing as the WARMroof. We have a wide range of tiles available in various colours and finishes to allow your new WARMroof to blend seamlessly with your home.

Whether it's a new addition to your home or part of a conservatory refurbishment, the WARMroof is designed to incorporate the features of the main house in terms of brickwork, roof tile colour and even roofing pitch, much like a traditional extension. The choice of two stock tiles including a slate effect tile come with either a 25 or 40 year warranty giving you complete peace of mind. WARMroof is also structurally proven to accommodate traditional slate or concrete tiles to match your home. You may also want to consider the latest bi-folding doors and Velux roof-lights into the overall design, for added flexibility.



Anthracite black lightweight tiles



Slate grey lightweight tiles

TILE OPTIONS.

When it comes to the external appearance of your new room, we can offer you a wide range of tile and slate finishes from stock in terms of colour and appearance. The WARMroof system is even structurally tested to take concrete, clay and slate tiles to match your existing roof. We have two stock tile options; a lightweight tile or TapcoSlate tile, both of which are BBA certified and come with their own warranty giving you complete peace of mind.

LIGHTWEIGHT TILE.

This lightweight tile is the most popular choice of tile for the WARMroof due to its excellent green credentials. This flat, precision manufactured, recycled polymer, lightweight roof tile is available in a choice of 4 colours with a 25 year warranty. If you would like to see a sample of this lightweight tile in your desired colour choice, please contact us to request a free sample.

COLOURS



Slate Grey ▲



Terracotta ▲



Dark Brown ▲



Anthracite Black ▲

TAPCOSLATE.

TapcoSlate tiles are authentically shaped with textured surfaces and riven edges moulded from authentic slates that make them indistinguishable from natural slate. It is made from a recyclable blend of limestone and polypropylene. TapcoSlate tiles will not crack, break or de-laminate, and its product formulation and manufacturing processes provide durability, performance, and longevity for many years. The TapcoSlate tiles come with a 40 year warranty and 5 standard colours as well as 9 alternative colours. To see samples of these colours, please contact us.



Stone Black

Pewter Grey

Plum

Brick Red

Chestnut Brown



Plum TapcoSlate tiles

STYLE OPTIONS.

The WARMroof is designed to accommodate all existing conservatory roof styles as these are more complex than typical traditional extension roofs. Therefore, to date, we haven't had a roof design that is beyond the scope of the roof's capabilities. No matter what shape or style of conservatory you have, there is a WARMroof for you. Below are some examples of WARMroof installations on various styles of conservatory or home extension.



GEORGIAN or EDWARDIAN



GABLE



HIPPED LEAN-TO



P-SHAPE

FINISHING TOUCHES.

We can help design your new room as individual as your home with a range of finishing touches. Lighting is crucial and we can offer down-lighters on the inside with the option to add a canopy and corner detail on the outside. There is also the option to add a stylish pelmet section which can house additional lighting as well as a place to fix window and door blinds or speakers.

You might also wish to consider adding aluminium bi-folding or sliding doors to your WARMroof opening up your room to the outdoors or even a Verandah to create a sheltered patio area. Whatever you have in mind, our team are available to offer the best guidance and advice before purchasing your new WARMroof. Go on, re-define your living space and find a better way of living a modern life...



WARMROOF HYBRID WITH PLASTERBOARD FINISH.

If you're worried about losing the amount of light that floods into your room when adding a solid roof, don't be. The WARMroof Hybrid option allows you to retain an element of light within the room yet keep the thermal efficiency due to the 44mm triple glazed units that provide a 0.6 U-Value.

The WARMroof Hybrid system is available as standard with a plastered finish internally, in addition to our ever popular timber lined glass panels (see page 14). The plastered lining provides a more simplistic and contemporary finish where the glass panels are positioned. The plaster detail allows you to personalise your finish by painting up to the glass to match your interiors.

The option for painting will also match in with our standard Velux rooflight which is offered in a white painted finish, meaning you can mix and match fixed and opening rooflights for added ventilation. Thermal properties are not compromised using our standard plastered finish, resulting in clean lines and unrivalled thermal performance whilst always maximising the light into the new extension.





WARMROOF HYBRID WITH OPUS UPGRADE

WARMroof Hybrid also has the option to be upgraded to our unique timber (hardwood ash) lined internal frame - Opus cladding.

The Opus cladding is usually specified as an alternative aesthetic to the plasterboard finish when homeowners want something more unique or to match skirting boards etc.

The WARMroof Hybrid is the most configurable of its type. The glazing panels (Opus or plasterboard finish) can be positioned in a multitude of orientations to maximise the natural daylight into your new home extension. Our sales staff can offer guidance on where the panels can be positioned on your project.

You can also specify Velux windows too for added ventilation, please speak to us about your options.





WARMROOF CASE STUDY 1.

Mr and Mrs Reason from Astley, Manchester recently had a WARMroof Hybrid installed as part of their conservatory refurbishment project.

Mr and Mrs Reason first purchased their property in 1987 but only added their conservatory in 2007. They wanted to add another room in the house that they could relax in and liked the idea of sitting in a room that overlooked their garden as opposed to the road at the front of their property. At the time they did have a glazed roof installed but over the years found themselves not getting much use out of the conservatory due to it being too cold to sit in as the sun started to go down in summer and particularly in the winter months. They also found it was very high maintenance and dirt and debris from birds and trees meant it often looked unclean.

At first Mr & Mrs Reason were unsure how they could refurbish their conservatory as they didn't want another glass roof. They came across the WARMroof system at a show-site and soon decided this was the route they wanted to go down when refurbishing the roof.

After some consideration, they settled on the WARMroof Hybrid option as they were keen to retain an element of light in the room and also liked the idea of watching the clouds go by on a blue sky day. "The glazed panel in our Hybrid is the perfect size and fitted really well. We also love how the timber cladding on the inside complements our furniture too" stated Mr Reason.

Mr and Mrs Reason overall could not be happier with their WARMroof Hybrid. They stated "The best part of our new conservatory is that we can sit and relax in a warm room yet can still see the blue sky with the clouds rolling past. The Hybrid has allowed us to retain the amount of light that floods into the conservatory, yet it's now much more thermally efficient, which we noticed instantly, providing us with a room we can use all year round."

“

We would 100% recommend the WARMroof, it's amazing how different it looks and how much warmer it feels. It wasn't too expensive and overall a great investment, giving us another room in the house we can relax, entertain in and enjoy all year round.

Mr Reason, Astley

”



BEFORE



AFTER



WARMROOF CASE STUDY 2.

Sally and Colin from Anglesey recently replaced their old bronze, polycarbonate conservatory roof with a WARMroof Hybrid as they felt their old conservatory didn't provide the functional living space they initially desired.

They first purchased their home in 2012 yet it was built in 2000 and the conservatory only added a year later. However, the lightweight polycarbonate roof didn't provide the thermal performance they required, the room was far too cold in the winter and even in summer, they rarely used it as intended. Sally explained "We could never use our conservatory as we would have liked to as it was too cold in mid-winter. I would have to pre-heat it before we could sit in it and I had to limit what we had in there as the wooden furnishings would discolour from the UV from the direct sunlight and other items became damp. It was very old fashioned and I couldn't really enjoy looking at the garden as it also had windows with horizontal bars at eye level which spoiled the view. In extreme weather the roof was also extremely noisy, particularly with heavy rain or hail. The conservatory felt cut off from the rest of the house."

Eventually, Sally and Colin decided to refurbish their conservatory, whilst they had the money to do so – it was an investment for them. However, choosing the solid roof wasn't always the way Sally wanted to go. Sally enjoyed the light in her conservatory and felt it was very important to keep this element in the room so she could see the sky on a nice day and so a solid roof was off-putting. Her husband Colin preferred a solid roof so after lots of research, they compromised and finally decided on a solid roof with four glazed panels and four Velux windows – the WARMroof Hybrid was the perfect choice. Sally and Colin chose TapcoSlate tiles for their WARMroof as not only did they like the look of the realistic slate effect, but the colour they chose was a perfect match to their slate house tiles making it a seamless addition to their home.

Overall, Sally & Colin could not be happier with their WARMroof Hybrid and are both delighted with how it has turned out. They found the whole process of refurbishing their conservatory clean, efficient and fun! Everything was done very efficiently and they felt very informed about the product and process throughout. The best part of their newly refurbished conservatory is the amount of light it lets in and how much warmer it is even with no heating on. They sit in this room almost all of the time, relaxing and enjoying the view of their stunning garden. It now feels like part of the house.

“

We would absolutely recommend the WARMroof Hybrid. We now sit in this room almost all of the time, relaxing and enjoying the view of our garden. The whole process ran like clockwork and overall, we are very happy with our newly refurbished conservatory.

Sally, Anglesey

”



WARMROOF CASE STUDY 3.

Mike and Lynn purchased their property in Anglesey in December 2016 with a very old, flat-roof conservatory already built on the side of it.

Due to the old wooden windows and felted rubber roof, it has never felt like part of the home and was a room that was much underutilised until recently. As this room was only used for storage due to it being too cold in winter and too hot in summer, Mike & Lynn decided to refurbish their conservatory along with rest of the property so they could use it as a place to relax and enjoy the stunning views. After having experienced other poor performing plastic conservatory roofs with previous properties, they knew straight away they wanted to replace the felted rubber roof with a tiled solid roof – and the best solid roof possible.

Mike originally had his heart set of a full solid roof but after having seen another WARMroof Hybrid, they were sold – it was the perfect solution. They found the Hybrid visually more appealing and a great solution to retaining the element of light in this room. Lynn commented “I love being able to see the sky during the day and the stars at night, it was a great choice.”

TapcoSlate was chosen for this installation as the colour and appearance were a perfect match the rest of the house giving Mike and Lynn a seamless ‘glazed extension’ to their home. Refurbishing their conservatory was a straightforward and easy process for Mike & Lynn who would 100% recommend the WARMroof Hybrid. Lynn commented “It’s very well manufactured, has great insulation and the finished room has exceeded our initial expectations.”

“

We couldn't be happier with our new 'glazed extension.' It's very well manufactured, has great insulation and the finished room has exceeded our initial expectations. I love being able to see the sky during the day and the stars at night, it was a great choice

Lynn, Anglesey

”



WHY WARMROOF?

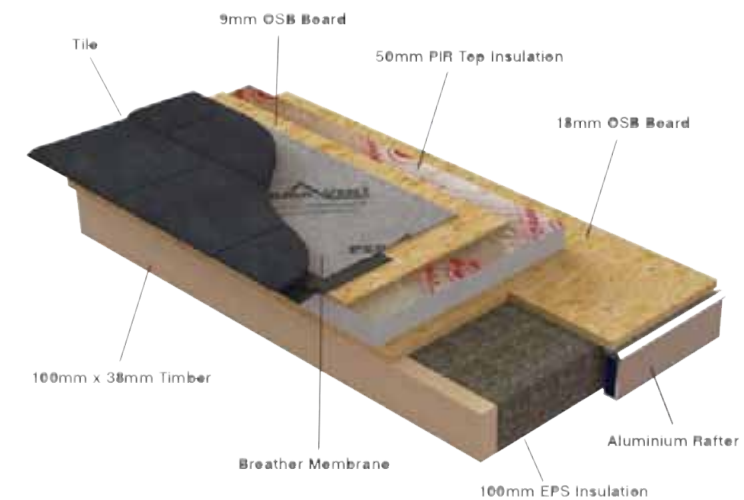
If you're looking to refurbish your existing conservatory, replace it with a new one or are building a new extension the options available to you will probably be very overwhelming. To make it easier, here are some important reasons you should consider the WARMroof system if you're looking to add a solid, tiled roof to your extended living space.

- ✓ The UK's most configurable and structurally robust, insulated and tiled roof
- ✓ Designed using the modern and accepted best method of 'warm roof' construction
- ✓ Fully guaranteed for 10 years with the tiles carrying either a 25 or 40 year warranty
- ✓ Choice of two tiles, yet it is structurally tested to take concrete, clay or slate tiles
- ✓ Fully compliant with Building Regulations throughout the UK and Scotland
- ✓ Thermal insulation of 0.18 W/m²K and with the Hybrid Glass offering a U-value of 0.6
- ✓ Quick installation meaning less disruption to your home
- ✓ We only use Velux roof-lights - a quality brand you can recognise and trust
- ✓ No more cleaning of dirty roofs and reduced noise from rain, wind and wildlife
- ✓ WARMroof is designed and manufactured by Prefix Systems who have over 20 years experience in fabricating conservatory roofs for the home improvement sector




WARMROOF STRUCTURE

If you've considered replacing your old conservatory roof with a solid, tiled roof you might wonder how it works in keeping what was once a colder room in winter & hot room in summer, temperature controlled all year round. Here we explain how the structure of the WARMroof works to keep your extended living space a usable space throughout the year.



Our WARMroof construction has many benefits over a traditional 'cold roof' and is essentially a 'breathable roof construction' which allows moisture to escape, in turn preventing damp and any other decay problems. It is thermally efficient, cost effective and commonly accepted as the best roof construction option for our climate within the UK and Scotland. A 'warm roof' construction increases the effectiveness of the insulation and prevents warm air leakage from the building into the roof space. The insulation in our WARMroof system is 150mm thick overall with 50mm sat above the roof structure meaning the rafters are insulated providing a 'warm' roof. Plus it's the only system to be insulated at the eaves which prevents condensation.



SYSTEM VIEW



PEACE OF MIND

Before you decide on a tiled roof, you probably have some questions. Here are some of the most frequently asked questions we get asked with answers, giving you complete peace of mind.

Q. How will the WARMroof keep my conservatory cool in the summer but warm in the winter?

A. Our WARMroof system offers the only true 'warm roof' construction in the solid, insulated and tiled roofing sector. The insulation sits above the roof structure and therefore eliminates any cold bridge between the rafters and roof covering keeping the cold air out in winter months and in turn in summer, prevents excessive heat build-up within the room creating the perfect all year round environment.

Q. Will my existing conservatory be able to take the weight of the WARMroof?

A. The WARMroof is extremely lightweight and approximately weighs 53kg/m², it's also extremely strong and capable of withstanding a Max. snow load of 0.8kN/m², making it suitable for installations anywhere in mainland UK. There's also the option for retro fit posts, these post are design to strengthen existing side frames for older conservatories, they can be used when the side frames are deemed insufficient for supporting the new glass or tiled roof. Your installer will advise you when additional support is required.

Q. Will I need to apply for Building Regulations for the new roof?

A. Our WARMroof system carries jhai, LABC & LABSS certification, this means the WARMroof system is Building Control compliant throughout the UK. We would advise that you contact your local authority to seek their advice on your particular project. Your chosen installer can help and assist with this process.

Q. I'm worried the room will look dark if I add a solid roof, how can I retain the light?

A. There is the option to add Velux roof lights into the roof for additional light and ventilation. To really maximise the natural light, you can add a full triple glazed panel as shown in our Hybrid section of this brochure, the full glass section is built into the roof allowing more light to flood into the room. Adding the internal pelmet also allows for downlights to be installed so you can add lighting to the inside of the room.

Q. Will the WARMroof make my bills more expensive?

A. No, in fact the opposite - your bills will be lower due to the thermal efficiency of this system. The WARMroof will turn your existing conservatory into a whole new room, useable 365 days a year.

Q. Can I use a natural slate or concrete tile to match my existing house roof?

A. Yes you can, in fact the WARMroof is the only tiled conservatory roof replacement product that can cater for any roof finish.

Q. How long will the new roof take to be installed?

A. Every project is different, but typically new roofs will be watertight within the first day of install, this will vary depending on size and complexity. All the roofs are assembled in our factory beforehand to ensure their accuracy and quality. This approach results in minimal disruption to your home & garden, you could be enjoying your new room within a few days of installation commencing!

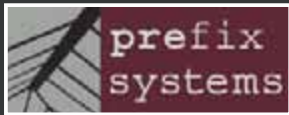
RELAX, WE'RE THE EXPERTS IN EXTENDED LIVING SPACE.

If you're interested in a WARMroof, we can provide expert advice, whether it's for a replacement roof, an existing conservatory or for a newly installed home extension.

Our Design Partners also benefit from dedicated installation and surveyor training and every roof is hand built in our factory which makes the installation process easier and quicker, so there's less disruption on site. We believe that our unique WARMroof technology will completely re-define the way we look at adding valuable and stylish living space to our homes. It is the perfect choice for homeowners who are looking to add a solid roof to their extended living space.

Speak to us today about adding a WARMroof to your home.





PREFIX (UK) Ltd

Systems House | Cunliffe Road | Blackburn
Lancashire | BB1 5UA
T: 01254 871800

PREFIX (SOUTH) Ltd

Unit 16-17 Barn Way | Lodge Farm Ind. Estate
Duston | Northampton | NN5 7UW
T: 01604 750212

PREFIX (SOUTH WEST) Ltd

Unit 7 Ystrad Trade Park | Ystrad Road
Fforestfach | Swansea | SA5 4JB
T: 01792 588254


PAVILION SYSTEMS Ltd

Unit F2 Ford Airfield Ind. Estate
Ford | Arundel | West Sussex | BN18 0HY
T: 01903 739440

W: www.prefixsystems.co.uk

E: warmroof@prefixsystems.co.uk

 @prefixsystems

 Prefix Systems

 @prefixsystems

